

Where does my path start?

You will complete an Associate of Arts – Direct Transfer Agreement (AA-DTA) at Shoreline.

Use the **AA -DTA Degree Planning Guide**, with this sheet, to understand the requirements for graduation.

Once you complete your Shoreline degree, you can transfer to a four-year school to earn a baccalaureate degree in Gender and Women's Studies.

It is also excellent preparation for graduate study in law, education, counseling psychology, social work, medicine and more.

What is Gender and Women's Studies?

Gender and Women's Studies focuses on the study of gender as a central aspect of human existence. How does gender affect the conditions of our lives? When these conditions reveal discrimination, how can we create change? Gender and Women's Studies makes visible the process by which we are shaped as gendered beings and the institutions that participate in this shaping, e.g., family, education, employment, politics, and the media. Interdisciplinary by nature, Gender and Women's Studies incorporates disciplines such as sociology, economics, political science, anthropology, literature, psychology, and more.

Contemporary issues in Gender and Women's Studies: Social Construction of Gender, Domestic Violence, War and Gender, Transnational Activism, Interlocking Oppressions, Sexuality and Gender, and Body Image.

Where can I go for help?

Gender and Women's Studies Faculty Advisor

Rachel David 206-546-4760
rdavid@shoreline.edu Rm 5370
<http://www.shoreline.edu/rdavid/>

General Academic Advising

FOSS (5000) Building, Rm. 5229
206-546-4559
advising@shoreline.edu
www.shoreline.edu/advising

Career Planning

www.shoreline.edu/job-career-services/

International Student Academic Advising

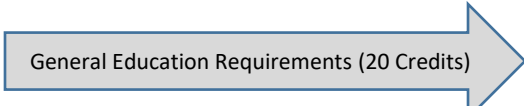
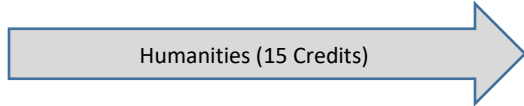
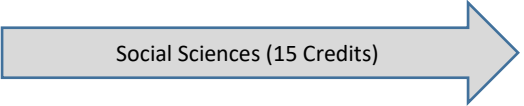
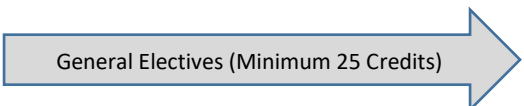
9000 Building, Rm. 9302
206-546-4697
ieadvisors@shoreline.edu
www.shoreline.edu/international/advising/

What can I do with a Bachelor's Degree in Gender and Women's Studies?

Occupations pursued by Gender and Women's Studies graduates include law, journalism, politics, public policy, business and industry, social services, counseling, teaching, research, health care, education, social work, business and the arts.

Potential employers include: Public advocacy groups, non-profit organizations, law firms, government agencies, social and human service organizations, elected officials, political campaigns, consulting and marketing firms, colleges and universities, corporations, newspapers, radio and tv stations, publishing companies, public and private schools, women's health clinics, and social service organizations. For more, please visit <http://www.shoreline.edu/counseling-center/career-counseling.aspx>.

What courses should I take?*

 <p>General Education Requirements (20 Credits)</p>	<p>Required: ENGL& 101; ENGL& 102; One course in Multicultural Understanding; One course in Quantitative/Symbolic Reasoning</p> <p>Strongly Recommended: GWS 284 (Multicultural Understanding)</p> <p>Recommended: MATH& 146 (Quantitative/Symbolic Reasoning)</p>
 <p>Humanities (15 Credits)</p>	<p>Recommended: CMST 203, CMST 285, ENGL 248, HUM 275; World Language if required for university admission or graduation</p>
 <p>Social Sciences (15 Credits)</p>	<p>Strongly Recommended: GWS 285</p> <p>Recommended: GWS 205, 286, 288, HIST& 215/GWS 215, PSYC 210</p>
 <p>General Electives (Minimum 25 Credits)</p>	<p>Recommended: In addition to Gender and Women's Studies Courses, students are encouraged to take courses from multiple disciplines, e.g., Anthropology, Art History, Cinema, Communications, History, Philosophy, Political Science, Literature, Psychology and Sociology; World Language if required for university admission or graduation.</p>

Where can I transfer and what does my chosen four-year school require?

Before choosing classes, become familiar with the four-year program where you want to apply: visit the website, email the department, and/or speak with a Shoreline advisor. Below are examples from Washington schools with different admissions and graduation requirements. Check with the school for world language requirements. (Non-native speakers of English are often exempt from this requirement.)

School	Transfer Information	School	Transfer Information
Eastern Washington University	http://tinyurl.com/gqpzhnq	University of Washington–Seattle	http://tinyurl.com/hm3uecl
Pacific Lutheran University	http://tinyurl.com/zygoljk	University of Washington–Tacoma	http://tinyurl.com/j778h7e
Seattle University	http://tinyurl.com/z3kipcm	Washington State University	http://tinyurl.com/jk3a2v2
The Evergreen State College	http://tinyurl.com/zhjy3s	Whitman College	http://tinyurl.com/z8vuwn9
University of Puget Sound	http://tinyurl.com/h7yqx8s	Whitworth University	http://tinyurl.com/zcdww66
University of Washington–Bothell	http://tinyurl.com/j9r7so5		

**** This unofficial guide is intended to support you as you prepare for your major. Please consult with an advisor and your chosen four-year school(s), as program and admissions requirements vary and may change without notice.**